

Next generation computer management
for Windows and Mac



**Manage. Update.
Automate.**

LIGHTNING FAST DEPLOYMENT OF **APPLICATIONS, WINDOWS UPDATES** AND **OPERATING SYSTEMS**

LIGHTNING FAST ACTIONS

Perform on-demand actions such as installing applications, patching Windows, or remoting into computers.

STAY SECURE

Install Faronics Anti-Virus for comprehensive protection from malware and security threats.

SCALABLE CLOUD CONSOLE

Manage any number of computers independently with decentralized cloud-based architecture.

REAL-TIME, INTUITIVE INTERFACE

Manage your computers in realtime with the always-connected Control Grid.

CONTROL FROM ANYWHERE

Remote into computers, deploy software and update patches from a single web-based console.

MULTI-PLATFORM CONTROL

Perform application updates, inventory devices, and remote over the web for Windows and Mac operating systems.

APPLICATION MANAGEMENT

Set up, deploy and automate updates for any app instantly

INSTALL, UNINSTALL, UPDATE APPS

Instantly Deploy and Auto-update 80+ apps from our extensive library. We keep installers up to date. Setup your own apps with Custom Apps.

GROUP APPS AND COMPUTERS

Install multiple apps on a group of computers with a single click. Update apps across the environment. Uninstall unwanted apps from everywhere.

SCRIPTS AND CONTROL PANEL

Apply Pre-built templates to configure Control Panel settings.

CACHING AND MORE

Optimize bandwidth with one-click cache server setup, tag computers, power cycle and Wake On LAN.

Please provide a name for this custom script

Script Name

Enter URL

HTTP

DEPLOY

ApplicationsWindows UpdatesOS DeploymentAnti-VirusInventoryP

Apps With Recent Updates - Windows

Name	Release Date
Dropbox	1/15/2021
Opera Chromium	1/14/2021
IrfanView	1/13/2021
Thunderbird	1/12/2021

All - Windows (4 Computers)

Computer Name	Policy	Group
DESKTOP1	Manual	LAB 1
DESKTOP2	Automatic 1	LAB 1
DESKTOP3	Automatic 1	LAB 1
DESKTOP4	Manual	LAB 1

Zoom

Web Conferencing

Downloading...

Downloading...

Installing...

Installing...

Apply App Preset:

INSTALL APP PRESETS

Student Lab Apps

Recruitment Office Apps

IT Department Apps

Create New +

Group	Tags	Web Browsers	Messaging	Media
Default	#Adobe Crea...	Available Apps: 5	Available Apps: 4	Available Apps: 3
Default		1 installed	1 outdated	
Default		2 outdated	Deploy 2021	03
Default	#esd	3 outdated	1 outdated	2 outdated

APPLICATION MANAGEMENT



1 MANAGE

View all apps deployed in your environment and see which ones are out of date.

Use the Smart Grid to sort or filter by Applications to see which Apps are missing from computer groups.

2 UPDATE

Delete unwanted apps and automatically update the ones you need.

Silently deploy apps to groups of computers based on live Inventory data.

3 AUTOMATE

Set daily or weekly automated updates and enable caching to save bandwidth.

Presets help deploy sets of apps in a click. If computers are offline, queue installation for whenever they are switched on next.

WINDOWS UPDATES

Automate Discovery, Testing, and Deployment of Windows Updates

CATEGORY / KB CONTROL

Approve updates at a Category or KB level.
Test Patches on a control group before production roll-out.

Windows Update Patches

Categories

Critical Update

Security Update

Definition Update

Update Rollup

Service Pack

Tool

DRILLDOWN GRID

Smart Grid lets you dive in to Updates with detailed installation and approval status.

Windows Update Status: **Vulnerable**

INSTALL ALL UPDATES

PATCH SCAN

VIEW PATCH HISTORY

ZERO DISRUPTION FOR USERS

End-user options for Deferral of Update cycles and Reboots. Adhoc or scheduled maintenance options.

↓ APPROVE

🗑 DENY

⋮

🔍

📄

Installed	Pending...	Restart...	Approval Status
0	1	No	Approved by Policy
0	1	No	Approved by Policy

PATCH SCAN HEARTBEAT

Frequent Patch Scans reveal missing Windows Updates. Approve and Install patches.

Patch Name	KB Number
Intel - Other hardware - Xeon(R) processor E3 - 1...	
Intel - Other hardware - Intel(R) Q77 Express Chi...	
Intel - Other hardware - Intel(R) 7 Series/C216 Ch...	
Intel - System - 9/19/2017 12:00:00 AM - 11.7.0.1...	
Lenovo - System - 11/13/2017 12:00:00 AM - 1.0....	

WINDOWS UPDATES



1 MANAGE

Automated Patch Scans show which Windows Updates are pending across different update categories.

Tag computers by Windows Build versions.

2 UPDATE

Select and approve the categories to update, such as Definition or Security Updates. Automate or Lock updates, get complete control over Windows Updates.

Use Granular Control on Windows Build Updates to set Category levels or control patches individually.

3 AUTOMATE

Schedule Patch Scans at desired intervals and automatically update Security Updates as Microsoft releases new patches.

Freeze computers on a specific build. Defer build updates if you want to avoid zero-day bugs and update when builds are stable.

REMOTE CONTROL

Remotely connect to endpoints and chat with users

RDP/VNC OVER THE WEB

Support and Assist computers in and outside your network easily with VNC and RDP.

FILE TRANSFERS AND CHAT

Drag and drop files to transfer to remote computers, or initiate a chat session over VNC.



HELPDESK TICKETING MODULE

End-users submit tickets that can be managed in the console. Email alerts ensure timely handling.

ONE-CLICK FIXES FOR ISSUES

Build a collection of scripts for recurring issues. Create fix sequences using Configurations.

REMOTE CONTROL



1 FIND

Receive incoming tickets from users via the ticketing utility that can be enabled on all endpoints in a single click.

Sort through User Helpdesk Tickets by the Groups and Sites from where they originate.

2 FIX

Assist users via VNC with in-built chat at any time, from anywhere.

Handle recurring issues using one-click PowerShell script-based fixes without having to remote into computers.

3 AUTOMATE

Solve reported issues by using Pre-packaged scripts from the library.

Schedule script fixes for known issues over the weekend or during low usage periods identified using the Analytics section.

OS DEPLOYMENT

Fast, Modular OS Deployment managed from the Cloud

REAL-TIME IMAGING PROGRESS

Keep important info handy by syncing your notes to all your devices

Prerequisites	Server Connection	Pre-install	Installation
Done	Contacting Imaging Server...		
Required Conditions			
Done	Done	Preparing PE Image	
Done	Done	Done	Installing

MODULAR OS DEPLOYMENT

Setup a base image that works on all hardware. Add settings, drivers and apps as layers.

Available Imaging Servers:	
Server Name	IP Address
Computer Lab 1	198.168.10.156
Computer Lab 2	198.168.10.165
Staff Computers	198.168.10.971
Student Computers	198.168.10.153

WDS+PXE FOR BAREMETAL

New computers get the assigned OS deployment packages automatically.

Install Settings
Available Install Settings
Library Computers
Staff Computers
Student Computers
New Sales Team

INSTALL SETTINGS AND DRIVERS

Express Settings or Deep Customization of install settings. One image for all hardware types.

Driver Groups	
Group Name	No. of Drivers
Dell Optiflex 7030s	5
Lenovo	7
HP	2
Dell 3020	8

OS DEPLOYMENT



1 MANAGE

Pull diagnostic information using the Smart Grid to identify fatal issues on computers.

Automatically discover bare-metal computers with WDS.

2 UPDATE

If a complete OS overhaul is needed, simply re-install Windows in a few clicks.

Push and install Windows images via PXE in minutes.

3 AUTOMATE


Once completed, run all necessary scripts and App Installations on the target computer with Post-Imaging tasks.

The Deploy Agent is added automatically and the computers will report to the console without any intervention.

INVENTORY AND ASSET MANAGEMENT

Get a real-time Hardware Inventory Report

Load Agent **Control Grid** Analytics Tickets Demo

 View Search and Filter
Right click on header to sort

Owner	Last Updated	Manufacturer	Service Tag	Processor(s)
(Active)	1/17/2021 11:6:17 PM	LENOVO	PBG94NN	Intel(R) Core(TM) i3-32...
	1/17/2021 8:8:35 PM	Hewlett-Packard	CAC027023Y	Intel(R) Core(TM)2 Qu...
		ard	CAC03302VH	Intel(R) Core(TM)2 Qu...
		hology ...	To be filled by O.E.M.	Intel(R) Core(TM) i3-32...

Get Microsoft System Information
(msinfo32.exe):

GET MICROSOFT SYSTEM INFORMATION

	IP Address	Public IP Address	Mac Address
7)	192.168.0.101	103.210.200.67	DC:A4:CA:F1:C9:AD,A8:60:B
012)	74.80.249.32		00:50:56:8E:CE:0E
3)	74.80.250.141		00:50:56:8E:8E:4B

Drive Details

	Drive 1 (System)	Drive 2
Name	Hitachi HDT12825VLA380	Hitachi HDT25025VLA380
Serial No	VGF111R5F40U4F	VGF135R5F40U4F
Type	Fixed	Fixed
Partition 1	(C:): 64 / 128 GB	(E:): 42 / 232 GB
Partition 2	(D:): 96 / 128 GB	(F:): 248 / 256 GB

SYNCED HARDWARE INVENTORY

View installed hardware details such as RAM, HDD with usage and BitLocker status, and network info.

WARRANTY AND SERVICE TAGS

Manage the hardware lifecycle with warranty dates and service tag collection.

PULL MSINFO FROM THE CONSOLE

Identify underlying issues with the OS, drivers, hardware and applications.

USAGE STATS AND TRENDS

Maximize available resources by analyzing the utilization of applications and computers.

INVENTORY AND ASSET MANAGEMENT



1 MANAGE

View a slew of Hardware attributes such as HDD Usage, Service tags, Public/Private IP, etc.

See Software Inventory including Licensing count, dates, and more; your view is customizable using the column chooser to keep critical info handy.

2 UPDATE

Use cleanup scripts to make HDD space available if necessary. You can also enable/disable BitLocker.

Find and remove over-deployed or expired software.


3 AUTOMATE

Automate maintenance with scheduled execution of tasks.

Schedule apps to uninstall from a select group or all computers at a specified time.

MANAGE macOS

Set up, deploy and automate updates
for any app on macOS



Install/Uninstall/Update
applications


Automate App Store
Updates

Remote-in over the web
to control Macs

Remote Script Execution

ANTI-VIRUS AND FIREWALL

High performance Anti-Virus with real-time
management capabilities



Active malware
detection

Manage AP/Firewall with
real-time controls

Get Threat Detection
alerts and reports

Built-in firewall
protection against
network attacks

LOOKING FOR THE RIGHT SOLUTION FOR YOUR BUSINESS NEEDS?

Faronics has products that enable you to simplify computer management with comprehensive Cloud-based solutions.



To learn how your computing environments can benefit from Faronics Solutions, visit **www.faronics.com**

USA

5506 Sunol Blvd, Suite 202
Pleasanton, CA, 94566 USA
Call Toll Free: 1-800-943-6422
Fax Toll Free: 1-800-943-6488
sales@faronics.com

LATIN AMERICA

1400 - 609 Granville Street
PO Box 10362 Pacific Centre
Vancouver, BC, V7Y 1G5
Call Toll Free: 1-800-943-6422
Call Local: 1-604-637-3333
Fax Toll Free: 1-800-943-6488
sales@faronics.ca

EMEA

8 The Courtyard, Eastern Road,
Bracknell, Berkshire,
RG12 2XB, United Kingdom
Call Local: +44 (0) 1344 206 414
sales@faronics.eu

ASIA PACIFIC

6 Marina Boulevard
#36-22 The Sail At Marina Bay
Singapore, 018985
Call Local: +65 6520 3619
Fax Local: +65 6722 8634
sales@faronics.com.sg

© 2021 Faronics Corporation. All rights reserved. Faronics, Deep Freeze, Deep Freeze Cloud, Faronics Deploy, Faronics Core Console, Faronics Anti-Executable, Faronics Anti-Virus, Faronics Device Filter, Faronics Data Igloo, Faronics Power Save, Faronics Insight, Faronics System Profiler, and WINSelect are trademarks and/or registered trademarks of Faronics Corporation. All other company and product names are trademarks of their respective owners.